





# Registration Report

Project	Phi Kappa Tau
Cluster	AutoCluster
Recording Period	1/1/2002, 12:09:07 AM - 1/1/2002, 1:46:45 AM
Location	
Report Date	4/6/2022, 8:23:47 PM

## Color Coding

Point Error	 < 0.31 in	 > 0.79 in
Overlap	 > 25.0 %	 < 10.0 %

# Overview

## Scan Point Statistics

Maximum Point Error	0.281 in
Mean Point Error	0.170 in
Minimum Overlap	20.7 %

# Scan Errors

## Scan Point Statistics

Cluster/Scan	Connections	Max. Point Error [in]	Mean Point Error [in]	Min. Overlap
New_Project_Scan_010	5	0.232	0.168	23.7 %
New_Project_Scan_008	6	0.281	0.163	45.5 %
New_Project_Scan_009	6	0.265	0.155	39.5 %
New_Project_Scan_012	4	0.191	0.142	39.5 %
New_Project_Scan_013	4	0.202	0.155	23.7 %
New_Project_Scan_014	4	0.186	0.143	20.7 %
New_Project_Scan_015	5	0.255	0.205	28.3 %
New_Project_Scan_006	5	0.219	0.149	28.3 %
New_Project_Scan_007	5	0.275	0.152	48.3 %
New_Project_Scan_017	5	0.194	0.166	42.9 %
New_Project_Scan_019	7	0.281	0.239	20.7 %

# Detailed Errors

## Scan Point Statistics

Cluster/Scan 1	Cluster/Scan 2	Point Error [in]	Overlap
New_Project_Scan_010	New_Project_Scan_009	0.101	62.3 %
New_Project_Scan_010	New_Project_Scan_008	0.170	45.5 %
New_Project_Scan_010	New_Project_Scan_019	0.232	45.8 %
New_Project_Scan_010	New_Project_Scan_012	0.134	49.5 %
New_Project_Scan_010	New_Project_Scan_013	0.202	23.7 %
New_Project_Scan_008	New_Project_Scan_009	0.094	65.5 %
New_Project_Scan_008	New_Project_Scan_007	0.108	59.2 %
New_Project_Scan_008	New_Project_Scan_006	0.150	46.0 %
New_Project_Scan_008	New_Project_Scan_017	0.176	50.6 %
New_Project_Scan_008	New_Project_Scan_019	0.281	55.4 %
New_Project_Scan_009	New_Project_Scan_007	0.127	54.2 %
New_Project_Scan_009	New_Project_Scan_019	0.265	45.9 %
New_Project_Scan_009	New_Project_Scan_012	0.191	39.5 %
New_Project_Scan_009	New_Project_Scan_006	0.149	49.3 %
New_Project_Scan_013	New_Project_Scan_012	0.119	65.8 %
New_Project_Scan_013	New_Project_Scan_014	0.101	77.5 %
New_Project_Scan_013	New_Project_Scan_015	0.199	29.4 %
New_Project_Scan_014	New_Project_Scan_012	0.123	53.2 %
New_Project_Scan_014	New_Project_Scan_019	0.186	20.7 %
New_Project_Scan_015	New_Project_Scan_014	0.160	35.0 %
New_Project_Scan_015	New_Project_Scan_019	0.255	35.3 %
New_Project_Scan_006	New_Project_Scan_015	0.219	28.3 %
New_Project_Scan_006	New_Project_Scan_017	0.129	69.2 %
New_Project_Scan_007	New_Project_Scan_006	0.100	65.0 %
New_Project_Scan_007	New_Project_Scan_017	0.150	53.8 %
New_Project_Scan_007	New_Project_Scan_019	0.275	48.3 %
New_Project_Scan_017	New_Project_Scan_015	0.194	42.9 %
New_Project_Scan_017	New_Project_Scan_019	0.182	45.1 %

## Inclinometer Mismatches

Cluster/Scan	Scan	Mismatch [deg]
New_Project_Scan_010	New_Project_Scan_010	0.0303
New_Project_Scan_008	New_Project_Scan_008	0.0209
New_Project_Scan_009	New_Project_Scan_009	0.0099
New_Project_Scan_007	New_Project_Scan_007	0.0128
New_Project_Scan_006	New_Project_Scan_006	0.0163
New_Project_Scan_017	New_Project_Scan_017	0.0262
New_Project_Scan_013	New_Project_Scan_013	0.0193
New_Project_Scan_015	New_Project_Scan_015	0.0086
New_Project_Scan_014	New_Project_Scan_014	0.0174
New_Project_Scan_019	New_Project_Scan_019	0.0120
New_Project_Scan_012	New_Project_Scan_012	0.0173